



34 Stanley Road
Newmarket, Suffolk CB8 8AF
Guide Price £225,000

34 Stanley Road, Newmarket, Suffolk CB8 8AF

A charming Victorian cottage set on the outskirts of the town centre and next to beautiful gallops, enjoying landscaped gardens and a useful detached workshop to rear.

Boasting accommodation to include a living/dining room, kitchen, re-fitted bathroom, rear lobby, and two good size bedrooms. Benefiting from gas central heating.

Complete with lovely garden to the rear providing an appealing bonus to this property.

No onward chain and viewing is recommended.

Council Tax Band B (West Suffolk)
EPC (D)

Accommodation Details

Living Room 11'7 x 11'1 (3.53m x 3.38m)

TV aerial connection point, radiator, Upvc double glazed window to the front aspect, leading into:

Dining Room 11'11 x 7'11 (3.63m x 2.41m)

With staircase rising to the first floor, window to the rear aspect, radiator, door to:

Kitchen 11'6 x 6'9 (3.51m x 2.06m)

Fitted with a range of eye level, display and base storage units with working top surfaces over, stainless steel sink with drainer and mixer tap, double oven, space for freestanding fridge/freezer, tiled flooring, window to the side aspect, door out to lean to, further door to:

Bathroom 6'9 x 6'0 (2.06m x 1.83m)

Comprising low level WC, pedestal hand wash basin and bath with shower over, tiled flooring, radiator, obscured window to the rear aspect with fitted thermal blind included.

Lean To 11'6 x 3'2 (3.51m x 0.97m)

Useful storage space or utility room with space for washing machine, door leading out to the rear garden.

First Floor Landing

Doors to:

Bedroom 1 11'1 x 9'6 (3.38m x 2.90m)

With Upvc double glazed window to the front aspect, radiator.

Bedroom 2 10'0 x 8'0 (3.05m x 2.44m)

With Tilt and Turn Upvc double glazed window to the rear aspect, airing cupboard containing Ideal Logic combi-boiler, radiator.

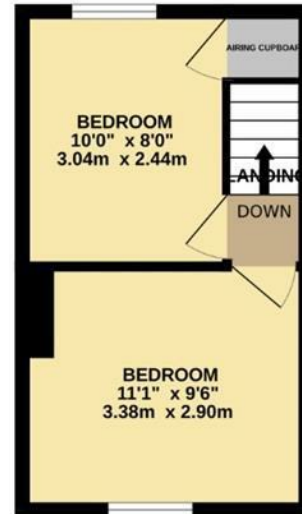
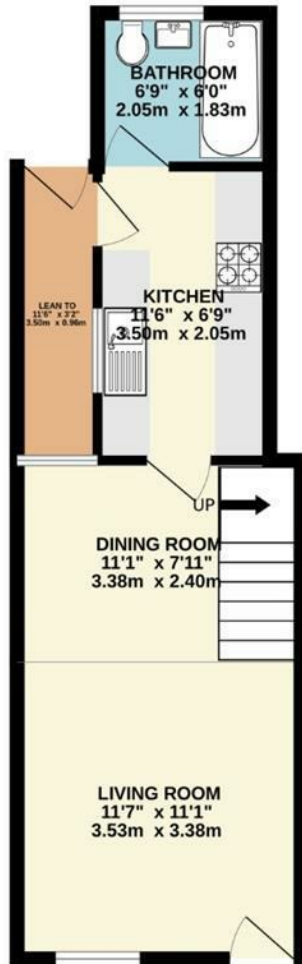
Outside

Beautifully presented rear garden laid mainly to lawn with extensive plant beds, tiled patio area, path leading to under cover seating area and large workshop with built-in bench and shelving.



GROUND FLOOR
370 sq.ft. (34.4 sq.m.) approx.

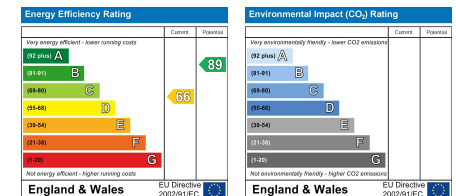
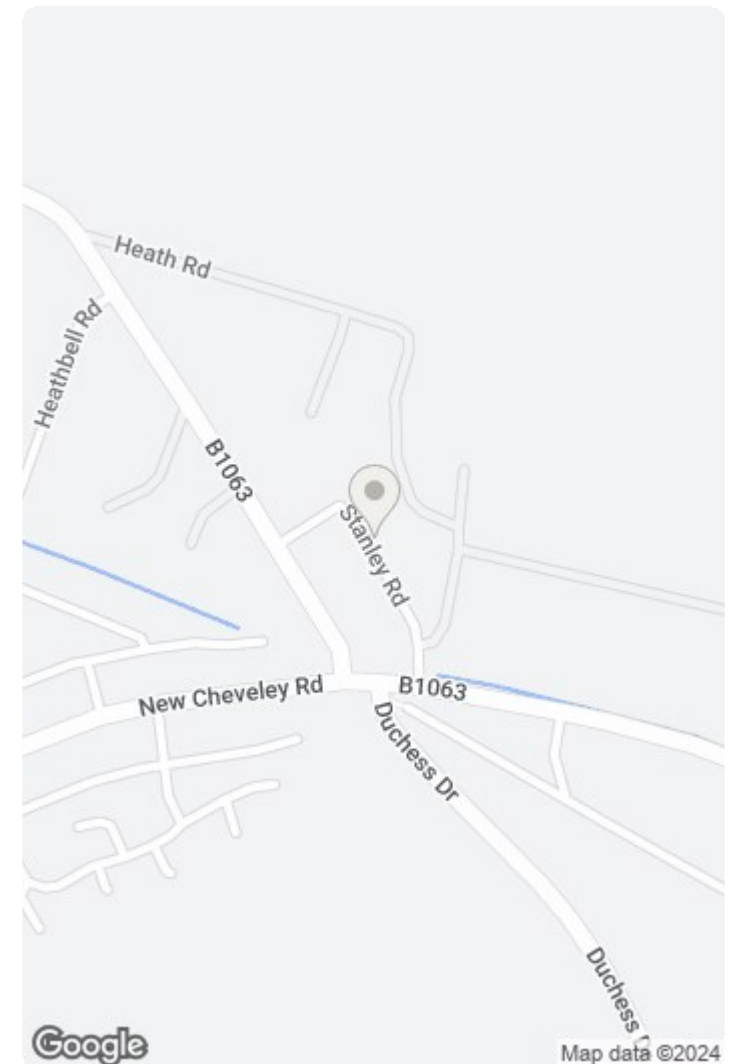
1ST FLOOR
213 sq.ft. (19.8 sq.m.) approx.



34 STANLEY ROAD

TOTAL FLOOR AREA: 583 sq.ft. (54.2 sq.m.) approx.

Whilst every attempt has been made to ensure the accuracy of the floorplan contained here, measurements of doors, windows, rooms and any other items are approximate and no responsibility is taken for any error, omission or mis-statement. This plan is for illustrative purposes only and should be used as such by any prospective purchaser. The services, systems and appliances shown have not been tested and no guarantee as to their operability or efficiency can be given.
Made with Metropix ©2023



This document and any marketing relating to the property has been prepared in good faith to give a fair overall view of the property and must not be relied upon as statements or representations of fact. It is suggested that undertake enquiries by inspections, survey or other investigation to ascertain the viability of any purchase. Any areas, measurements or distances referred to are given as a guide only and are not precise and no liability can be accepted for errors arising them therefrom. Photographs are not necessarily comprehensive nor current; no assumption should be made that any contents shown are included in the sale. Morris Armitage have not tested any services or equipment and nothing in these particulars should be deemed to be a statement that they are in good working order nor that the property is in good structural condition.

