



**Willow Crescent, Newmarket CB8 8ER**

**Guide Price £275,000**

**MA**

Morris Armitage

01638 560221

[www.morrisarmitage.co.uk](http://www.morrisarmitage.co.uk)

## Willow Crescent, Newmarket CB8 8ER

A three-bedroom semi-detached house, which has undergone an impressive refurbishment, is now available for purchase in immaculate condition.

Situated on the popular south side of Newmarket, this property is conveniently located within walking distance to the town centre and the railway station. It boasts recent comprehensive upgrades, including new carpets and a complete redecoration, in addition to the installation of a modern kitchen and bathroom. The accommodation brief comprises entrance hall, open plan living room/dining room, kitchen, three bedrooms and bathroom. The house has gas central heating and benefits from the installation of new double-glazed windows.

Externally, the property features an enclosed garden at the rear with a freshly laid lawn. At the front, a driveway offers off-road parking for two cars, complemented by a lawn.

This property is on the market with no onward chain, and arranging a viewing is highly recommended.

### Entrance Hall

With staircase rising to first floor door leading to Living/Dining Room.

### Living / Dining Room 23'0 x 12'6 (7.01m x 3.81m)

Immaculately presented. Spacious living/dining room with window to the front aspect and French doors leading to the rear garden. Newly carpeted living area and wood effect flooring to the dining area. Door to under stair storage. Door to kitchen.

### Kitchen 9'1 x 6'8 (2.77m x 2.03m)

With a range of wall and base units with wood effect work top over and tiled splashbacks in all work areas. Stainless steel 1 1/2 bowl sink and drainer with mixer tap over. Integrated oven and 4 ring gas hob with stainless steel extractor hood over. Space for free standing fridge/freezer. Space and plumbing for washing machine. Double glazed window to the rear aspect.

### First Floor Landing

Access to loft space, doors leading to all bedrooms and bathroom.

### Bedroom 1 14'0" x 8'11" (4.29m x 2.72m)

Spacious double bedroom. Newly carpeted. Double glazed window to the front aspect.

### Bedroom 2 8'11" x 9'1" (2.72m x 2.78m)

Good sized room. Newly carpeted. Double glazed window to the rear aspect.

### Bedroom 3 8'4" x 6'8" (2.56m x 2.05m)

Newly carpeted. Double glazed window to the front aspect.

### Bathroom

Newly installed, contemporary suite comprising of low level WC, hand wash basin with mixer tap, built-in vanity unit under, bath with shower over and glass screen installed. Tiled splash backs. Obscured double glazed window to the rear

### Front Garden

Laid mainly to lawn. Hard standing providing off road parking for 2 cars. Gated rear access to the rear.

### Rear Garden

Fully enclosed rear garden with newly laid lawn.

### PROPERTY INFORMATION

Maintenance fee - N/A

EPC - C

Tenure - Freehold

Council Tax Band - C (West Suffolk)

Property Type - Semi-detached

Property Construction – Standard  
Number & Types of Room – Please refer to the floorplan

Square Meters - 69 SQM

Parking – 2 spaces

Electric Supply - Mains

Water Supply – Mains

Sewerage - Mains

Heating sources - Gas

Broadband Connected - TBC

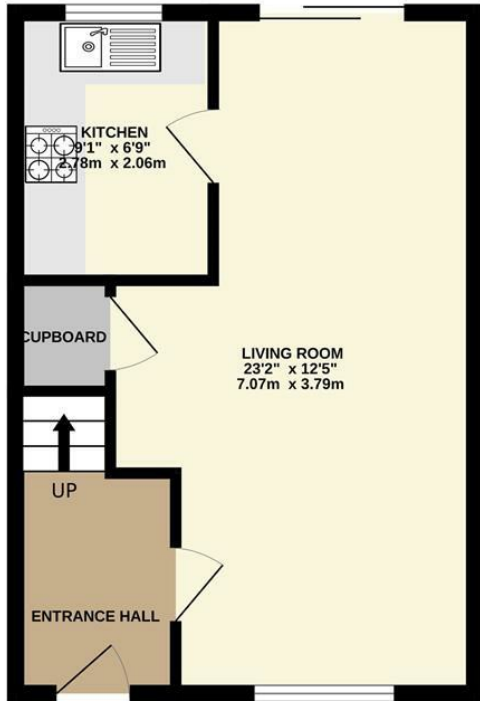
Broadband Type – Ultrafast available,  
1000Mbps download, 220Mbps upload

Mobile Signal/Coverage – Good

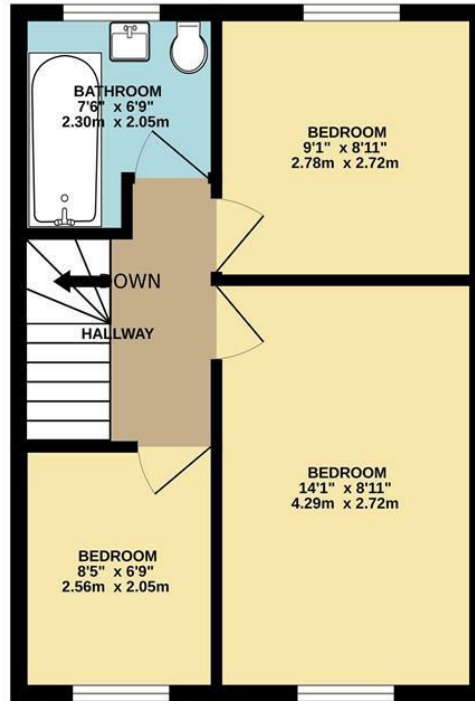
Rights of Way, Easements, Covenants – None that the vendor is aware of



GROUND FLOOR  
363 sq.ft. (33.8 sq.m.) approx.



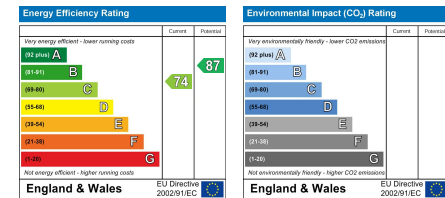
1ST FLOOR  
363 sq.ft. (33.8 sq.m.) approx.



12 WILLOW CRESENT

TOTAL FLOOR AREA: 727 sq.ft. (67.5 sq.m.) approx.

Whilst every attempt has been made to ensure the accuracy of the floorplan contained here, measurements of doors, windows, rooms and any other items are approximate and no responsibility is taken for any error, omission or mis-statement. This plan is for illustrative purposes only and should be used as such by any prospective purchaser. The services, systems and appliances shown have not been tested and no guarantee as to their operability or efficiency can be given.  
Made with Metropix ©2023



This document and any marketing relating to the property has been prepared in good faith to give a fair overall view of the property and must not be relied upon as statements or representations of fact. It is suggested that undertake enquiries by inspections, survey or other investigation to ascertain the viability of any purchase. Any areas, measurements or distances referred to are given as a guide only and are not precise and no liability can be accepted for errors arising from them. Photographs are not necessarily comprehensive nor current; no assumption should be made that any contents shown are included in the sale. Morris Armitage have not tested any services or equipment and nothing in these particulars should be deemed to be a statement that they are in good working order nor that the property is in good structural condition.

